

Profiles Home > Quick Profile

Area:

Cancer:

[About this Profile](#)

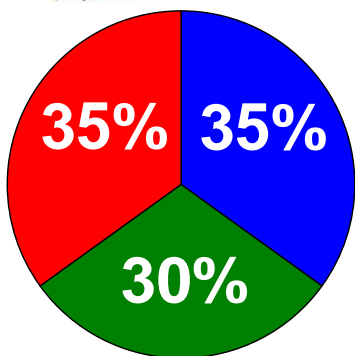
[Quick Reference Guide](#)

1 Indiana NCI/CDC Cancer Data – All Cancers Death Rates (2003-2007)

New Data Release: October 2010



Trend Key
 ↑ = Rising
 → = Stable
 ↓ = Falling



Top 20 Counties Highest All-Cancers Death Rates by Region

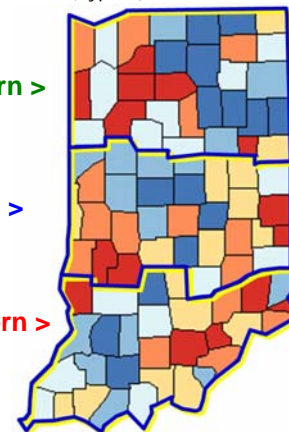
Top 20 Counties			
Rank	County/Trend	Rank	County/Trend
1	Scott ↑	11	Wayne →
2	Owen ↑	12	Blackford ↑
3	Newton →	13	Ohio →
4	Fulton ↑	14	Washington ↑
5	Starke ↑	15	Clay →
6	Pulaski →	16	Vigo →
7	Ripley →	17	Putnam ↑
8	Union →	18	Clark ↓
9	Sullivan ↑	19	Rush →
10	White →	20	Orange ↑

= Region Outline (Typical)

Northern >

Central >

Southern >

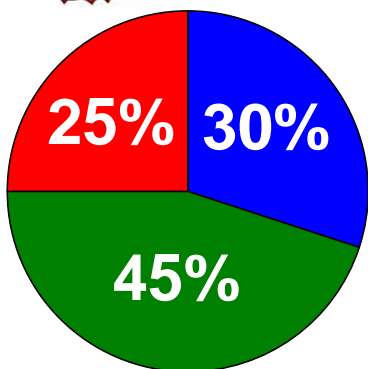


Red/Orange Color Counties = Highest all-cancers death rates.

Red Numbers = CDC Priority 1 Counties = Cancer Death Rates Rising & Above US Rate

2 Indiana NCI/CDC Cancer Data – All Cancers Incidence (New Case) Rates (2003-2007)

New Data Release: October 2010



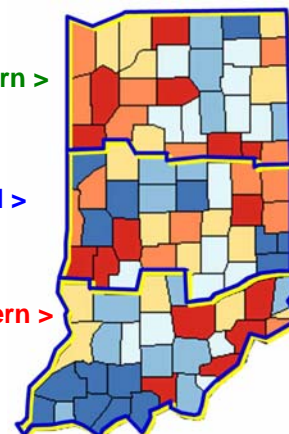
Top 20 Counties Highest All-Cancers Incidence Rates by Region

Top 20 Counties			
Rank	County	Rank	County
1	Benton	11	Jasper
2	Blackford	12	Henry
3	Clark	13	St. Joseph
4	Vigo	14	Jackson
5	Fulton	15	Clay
6	Grant	16	Vermillion
7	Crawford	17	Wayne
8	Ripley	18	Jay
9	Jefferson	19	White
10	Putnam	20	Pulaski

Northern >

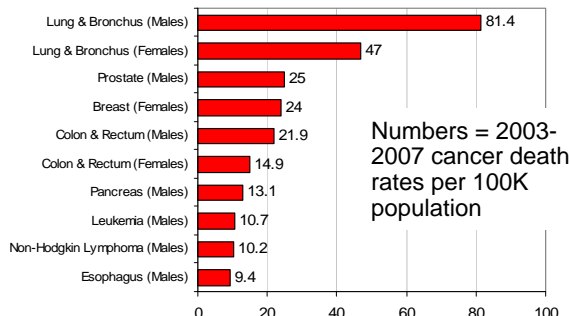
Central >

Southern >



Red/Orange Color Counties = Highest all-cancers incidence rates.

3 Indiana Top 10 Cancer Sites



- Most Deadliest Cancer = Lung & Bronchus
- Top 10 counties with highest lung and bronchus cancer death rates:

1. Scott
2. Owen
3. Starke
4. Crawford
5. Rush
6. Putnam
7. Newton
8. Parke
9. Fulton
10. Clark

Red Numbers = CDC Priority 1 Counties