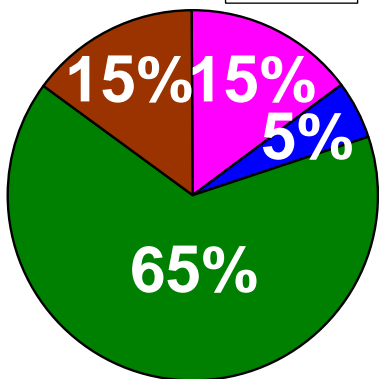


Area: Missouri  
 Cancer: All Cancer Sites

About this Profile  
 Quick Reference Guide

1 Missouri NCI/CDC Cancer Data – All Cancers Death Rates (2003-2007)

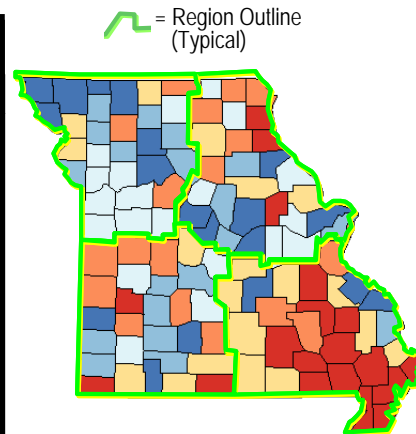
New Data Release: October 2010



Top 20 Counties Highest All-Cancers Death Rates by Region

Trend Key  
 ↑ = Rising  
 → = Stable  
 ↓ = Falling

Top 20 Counties			
Rank	County/Trend	Rank	County/Trend
1	Iron ↑	11	Butler ↑
2	Washington ↑	12	New Madrid ↑
3	Wayne ↑	13	Montgomery ↑
4	Dunklin ↑	14	Lewis ↑
5	Stoddard ↑	15	Shannon ↑
6	Mississippi ↑	16	Madison →
7	Ripley ↑	17	McDonald →
8	Pemiscot ↑	18	Cedar ↑
9	Ozark ↑	19	Marion →
10	Carter ↑	20	Saline →

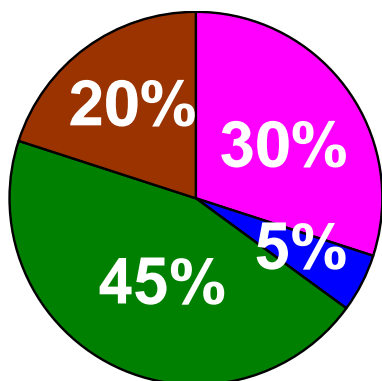


Red Color Counties = Highest all-cancers death rates.

Red Numbers = CDC Priority 1 Counties = Cancer Death Rates Rising & Above US Rate

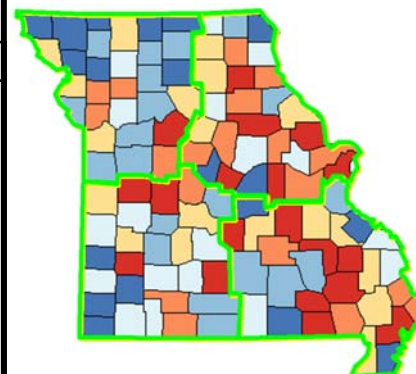
2 Missouri NCI/CDC Cancer Data – All Cancers Incidence (New Case) Rates (2003-2007)

New Data Release: October 2010



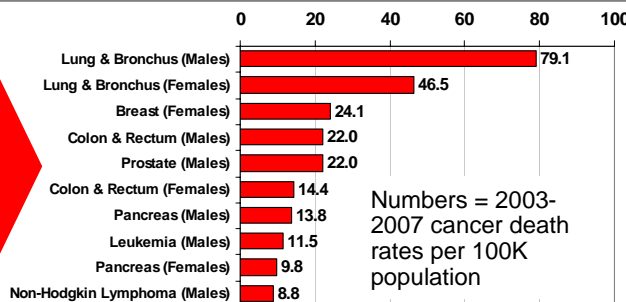
Top 20 Counties Highest All-Cancers Incidence Rates by Region

Top 20 Counties			
Rank	County	Rank	County
1	Benton	11	Iron
2	Saline	12	Henry
3	Madison	13	Lincoln
4	Carter	14	Cole
5	Pulaski	15	New Madrid
6	Ripley	16	St. Louis
7	Audrain	17	Wright
8	Crawford	18	Gasconade
9	Wayne	19	Dade
10	Shelby	20	Butler



Red Color Counties = Highest all-cancers incidence (new case) rates.

3 Missouri Top 10 Cancer Sites



- Most Deadliest Cancer = Lung & Bronchus
- Top 10 counties with highest lung and bronchus cancer death rates:

1. Washington
2. Carter
3. Ozark
4. Wayne
5. Pemiscot
6. Butler
7. Iron
8. New Madrid
9. Shannon
10. Dunklin

Red Numbers = CDC Priority 1 Counties